



TrueForce LED Industrial and Retail Mains (Highbay – HPI/SON/HPL)

TrueForce LED HB MV ND 200-160W E40 840 WB

Philips TrueForce LED Industrial & Retail mains lamps offer an easy and short payback LED solution to replace High Intensity Discharge (HID) lamps. The products bring the energy-efficiency and long lifetime benefits of LED to HID replacement and provide instant savings and low initial investment. With the right lamp size and light distribution, you can easily retrofit TrueForce LED I&R mains lamps and bypass the existing ballast while enhancing the lighting quality.

Product data

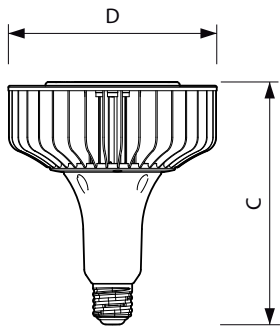
General Information		Luminous efficacy (rated) (nom.)		125.00 lm/W
Cap base	E40 [E40]	Colour consistency	<6	
EU RoHS compliant	Yes	Colour rendering index (nom.)	80	
Nominal lifetime (nom.)	50000 h	LLMF at end of nominal lifetime (nom.)	70 %	
Switching cycle	50,000X	Operating and Electrical		
Technical type	160-400W	Input frequency	50 to 60 Hz	
Light Technical		Power (Rated) (Nom)	160 W	
Colour Code	840 [CCT of 4,000 K]	Lamp current (nom.)	900 mA	
Beam Angle (Nom)	120 °	Wattage equivalent	400 W	
Luminous flux (nom.)	20000 lm	Starting time (nom.)	0.7 s	
Colour designation	Cool White (CW)	Warm-up time to 60% light (nom.)	0.7 s	
Correlated Colour Temperature (Nom)	4000 K	Power factor (nom.)	0.9	

TrueForce LED Industrial and Retail Mains (Highbay – HPI/SON/HPL)

Voltage (Nom)	220-240 V
Temperature	
T-Case maximum (nom.)	100 °C
Controls and Dimming	
Dimmable	No
Mechanical and Housing	
Lamp Finish	Frosted
Approval and Application	
Energy efficiency label (EEL)	A+
Energy consumption kWh/1,000 hours	160 kWh

Product Data	
Full product code	871869959672900
Order product name	TrueForce LED HB MV ND 200-160W E40 840 WB
EAN/UPC – product	8718699596729
Order code	59672900
SAP numerator – quantity per pack	1
Numerator – packs per outer box	2
Material no. (12 NC)	929001812502
SAP net weight (piece)	1.300 kg

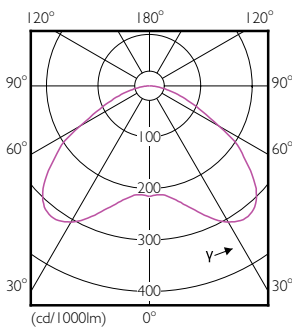

Dimensional drawing



Bulb T50 180-400W 20000lm 4000K E40 ND

Product	D	C
TrueForce LED HB MV ND 200-160W E40 840 WB	211 mm	263 mm

Photometric data

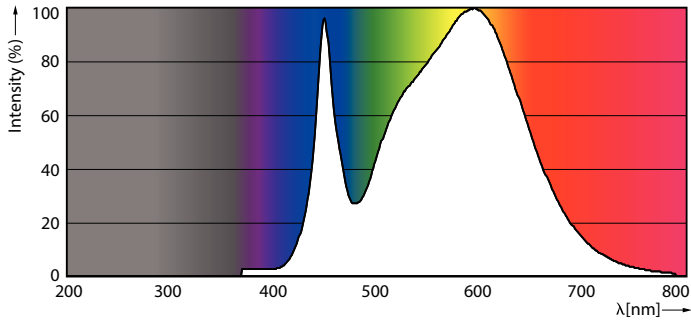


LED TForce HB MV 200-160W E40 T50 Frosted 840 12D ND WB

LED TForce HB MV 200-160W E40 T50 Frosted 840 12D ND WB

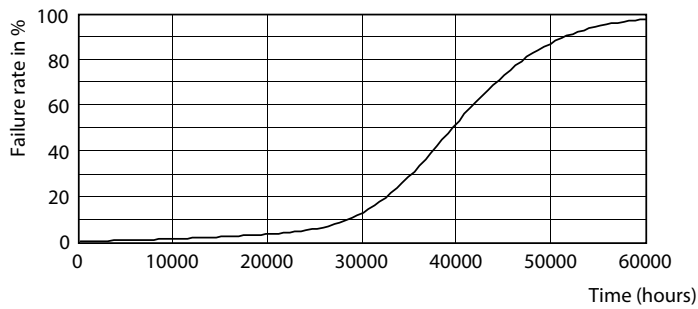
TrueForce LED Industrial and Retail Mains (Highbay – HPI/SON/HPL)

Photometric data

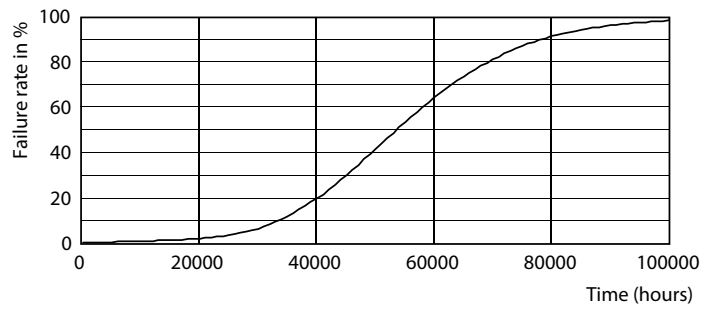


LED TForce HB MV 200-160W E40 T50 Frosted 840 6D ND NB

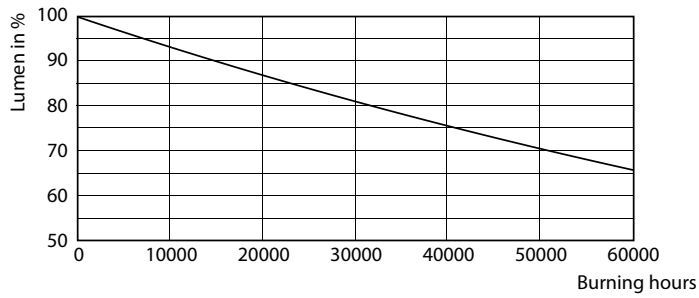
Lifetime



LED TForce HB MV 200-160W E40 T50 Frosted 840 6D ND NB



LedTrueForce



LED TForce HB MV 200-160W E40 T50 Frosted 840 6D ND NB

TrueForce LED Industrial and Retail Mains (Highbay – HPI/SON/HPL)

