



CoreLine Highbay

BY121P G3 LED205S/840 PSD WB GR

Generation 3 - LED module, system flux 20500 lm - 840 neutral white - Power supply unit with DALI interface - Wide beam - Grey

Following the successful introduction of the CoreLine High-bay in 2013, the upgrade to a new generation of LEDs has further improved colour rendering and total cost of ownership. Designed as a replacement for HPI 250/400 W luminaires, CoreLine High-bay offers customers all the benefits of LED lighting – fresh light quality, longer service lifetime, reduced energy consumption and maintenance – from a trusted manufacturer. At the same time, it delivers clear benefits for the installer too. The luminaire can be installed on the existing grid. Electrical connection is straightforward: there is no need to open the luminaire for installation or servicing. And being smaller and lighter than conventional luminaires, it is very easy to handle.

Product data

General Information			
Number of light sources	1 [1 pc]	Connection	Connection unit 3-pole
Lamp family code	LED205S [LED module, system flux 20500 lm]	Cable	Cord 0.5 m with cable connector 3-pole
Beam angle of light source	- °	Protection class IEC	Safety class I
Light source colour	840 neutral white	Glow-wire test	Temperature 650 °C, duration 5 s
Light source replaceable	No	Flammability mark	F [For mounting on normally flammable surfaces]
Number of gear units	1 unit	CE mark	CE mark
Driver/power unit/transformer	PSD [Power supply unit with DALI interface]	ENEC mark	-
Driver included	Yes	Remarks	*-Per Lighting Europe guidance paper "Evaluating performance of LED based luminaires - January 2018": statistically there is no relevant difference in lumen maintenance between B50 and for example B10. Therefore
Optic type	WB [Wide beam]		
Optical cover/lens type	PC [Polycarbonate bowl/cover]		
Luminaire light beam spread	100°		
Control interface	DALI		

CoreLine Highbay

	the median useful life (B50) value also represents the B10 value.
Constant light output	Yes
Number of products on MCB	8
EU RoHS compliant	Yes
LED engine type	LED

Operating and Electrical

Input voltage	220 to 240 V
Input frequency	50 to 60 Hz
Control signal voltage	0-16 V DC DALI
Average CLO power consumption	142 W
Inrush current	53 A
Inrush time	0.3 ms
Power factor (min.)	0.9

Controls and Dimming

Dimmable	yes
----------	-----

Mechanical and Housing

Housing material	Aluminium
Reflector material	-
Optic material	Polycarbonate
Optical cover/lens material	Polycarbonate
Fixation material	-
Optical cover/lens finish	Clear
Overall length	454 mm
Overall width	452 mm
Overall height	152 mm
Overall diameter	452 mm
Diameter	-
Colour	Grey

Approval and Application

Ingress protection code	IP65 [Dust penetration-protected, jet-proof]
Mech. impact protection code	IK07 [2 J reinforced]

Initial Performance (IEC Compliant)

Initial luminous flux	20500 lm
Luminous flux tolerance	+/-10%
Initial LED luminaire efficacy	130 lm/W
Init. Corr. Colour Temperature	4000 K
Init. colour rendering index	≥80
Initial chromaticity	(0.38, 0.38) SDCM <5
Initial input power	155 W
Power consumption tolerance	+/-10%

Over Time Performance (IEC Compliant)

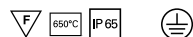
Control gear failure rate at median useful life 50,000 h	5 %
Lumen maintenance at median useful life* 50,000 h	L70

Application Conditions

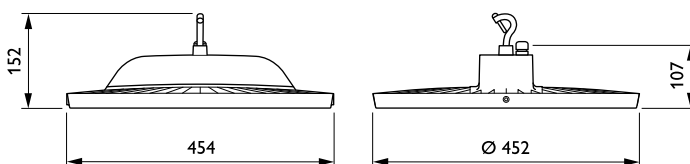
Ambient temperature range	-30 to +45 °C
Performance ambient temperature Tq	25 °C
Maximum dimming level	10%
Suitable for random switching	Yes

Product Data

Full product code	871016330147100
Order product name	BY121P G3 LED205S/840 PSD WB GR
EAN/UPC – product	8710163301471
Order code	30147100
Local Code	BY121P3205D4WBG
Numerator – quantity per pack	1
Numerator – packs per outer box	1
Material no. (12NC)	911401505631
Net weight (piece)	4.800 kg




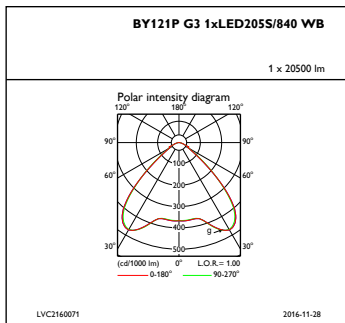
Dimensional drawing



CoreLine High-bay BY120P/BY121P

CoreLine Highbay

Photometric data



IFPC1_BY121PG31xLED205S840WB

IFGU1_BY121PG31xLED205S840WB

