



# CorePro LED PLC 2P



## CorePro LED PLC 6.5W 840 2P G24d-2

The CorePro LED PLC 2P integrates a LED light source into a traditional fluorescent form factor. This product is the ideal solution for uplamping in general lighting applications: it meets basic lighting requirements, offers significant energy savings and is environmentally friendly.

### Product data

| General Information                    |                       | Starting time (nom.)             |                    |
|--|-----------------------|----------------------------------|--------------------|
| Cap base                               | G24D-2 [ G24d-2]      |                                  | 0.5 s              |
| EU RoHS compliant                      | Yes                   | Warm-up time to 60% light (nom.) | 0.5 s              |
| Nominal lifetime (nom.)                | 30000 h               | Power factor (nom.)              | 0.9                |
| Switching cycle                        | 50,000X               | Voltage (Nom)                    | 220-240 V          |
|  | Sphere                |                                  |                    |
| Light Technical                        |                       | Temperature                      |                    |
| Colour Code                            | 840 [ CCT of 4,000 K] | T-ambient (max.)                 | 35 °C              |
| Beam Angle (Nom)                       | 120 °                 | T-ambient (min.)                 | -20 °C             |
| Luminous flux (nom.)                   | 700 lm                | T storage (max.)                 | 65 °C              |
| Colour designation                     | Cool White (CW)       | T storage (min.)                 | -40 °C             |
| Correlated Colour Temperature (Nom)    | 4000 K                | T-Case maximum (nom.)            | 65 °C              |
| Luminous efficacy (rated) (nom.)       | 92.31 lm/W            | Controls and Dimming             |                    |
| Colour consistency                     | <6                    | Dimmable                         | No                 |
| Colour rendering index (nom.)          | 83                    | Mechanical and Housing           |                    |
| LLMF at end of nominal lifetime (nom.) | 70 %                  | Product length                   | 100 mm             |
|  |                       | Bulb shape                       | Tube, single-ended |
| Operating and Electrical               |                       | Approval and Application         |                    |
| Input frequency                        | 50 to 60 Hz           | Energy Efficiency Class          | F                  |
| Power (Rated) (Nom)                    | 6.5 W                 | Energy-saving product            | Yes                |
| Lamp current (max.)                    | 35 mA                 |                                  |                    |
| Lamp current (min.)                    | 25 mA                 |                                  |                    |

# CorePro LED PLC 2P

|                                    |  |
|------------------------------------|--|
| Approval marks                     | CE marking RoHS compliance KEMA Keur certificate |
| Energy consumption kWh/1,000 hours | 7 kWh  |
|                                    | 403557   |
| <b>Product Data</b>                |  |
| Full product code                  | 871869654129600                                  |
| Order product name                 | CorePro LED PLC 6.5W 840 2P G24d-2               |

|                                   |               |
|-----------------------------------|---------------|
| EAN/UPC – product                 | 8718696541296 |
| Order code                        | 54129600      |
| SAP numerator – quantity per pack | 1             |
| Numerator – packs per outer box   | 10            |
| SAP material                      | 929001201502  |
| SAP net weight (piece)            | 0.077 kg      |

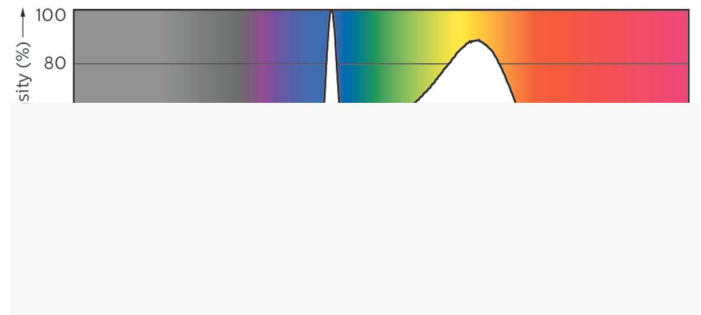

## Dimensional drawing



| Product                            | D1      | D2      | A1       | A2     | A3       |
|------------------------------------|---------|---------|----------|--------|----------|
| CorePro LED PLC 6.5W 840 2P G24d-2 | 24.3 mm | 28.4 mm | 105.8 mm | 125 mm | 147.6 mm |

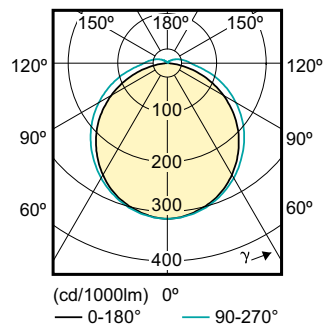
## LEDtube PLC 6.5W G24d-2/840 2P

## Photometric data



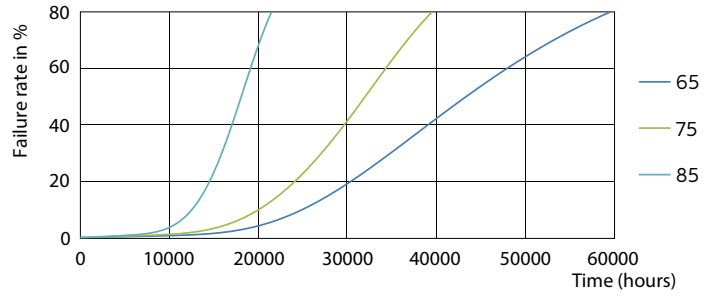
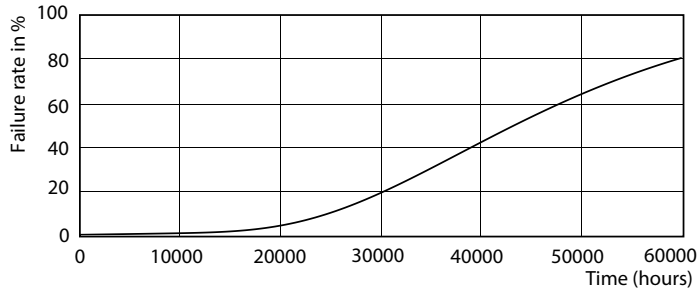
## LEDtube PLC 100mm 7W G24D-2 840 700lm

## LEDtube PLC 100mm 9W G24Q-3 840 1000lm



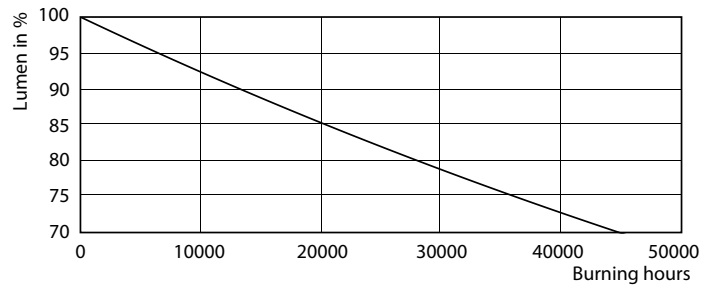
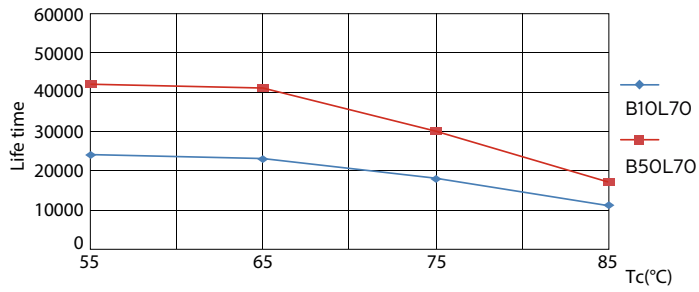
# CorePro LED PLC 2P

## Lifetime



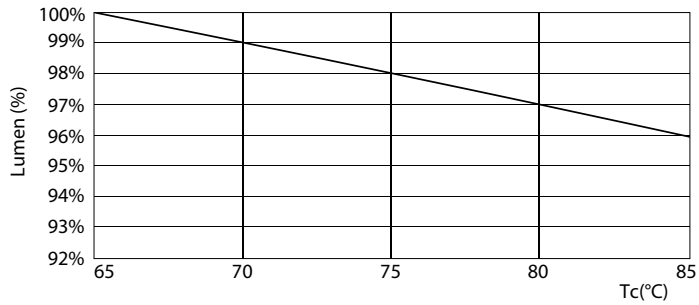
LEDtube PLC 100mm 7W G24D-2 830 650lm

LEDtube PLC 100mm 7W G24D-2 830 650lm



LEDtube PLC 100mm 7W G24D-2 830 650lm

LEDtube PLC 100mm 7W G24D-2 830 650lm



LEDtube PLC 100mm 7W G24D-2 830 650lm

## CorePro LED PLC 2P

