



MASTERColour CDM-R111 Elite



MASTERColour CDM-R111 Elite CDM-R111 Elite 35W/930 GX8.5 40D

MASTERColour CDM-R111 Elite combines the trendy look of 111 mm aluminium-reflector halogen lamps with the long life, high energy efficiency and crisp white light of MASTERColour CDM.

Warnings and Safety

- Control gear must include end-of-life protection (IEC61167, IEC 62035)
- Use only with electronic control gear. 35W/930 lamps may also use electromagnetic gear.
- A lamp breaking is extremely unlikely to have any impact on your health. If a lamp breaks, ventilate the room for 30 minutes and remove the parts, preferably with gloves. Put them in a sealed plastic bag and take it to your local waste facilities for recycling. Do not use a vacuum cleaner.

Product data

General Information	
Cap base	GX8.5 [GX8.5]
Operating position	UNIVERSAL [Any/Universal]
Life to 5% failures (nom.)	8000 h
Life to 10% failures (nom.)	5500 h
Life to 20% failures (nom.)	10500 h
Life to 50% failures (nom.)	12000 h
ANSI code HID	C130/O
Switching cycle	1,050X
	Narrow Cone
Light Technical	
Colour Code	930 [CCT of 3,000 K]

Beam Angle (Nom)	40 °
Beam angle technical	40 °
Beam angle technical	50 °
Beam angle technical	30 °
Luminous flux (nom.)	1750 lm
Luminous intensity (min.)	3500 cd
Luminous intensity (nom.)	4500 cd
Beam description	Flood [Flood]
Colour designation	Warm white (WW)
Lumen maintenance 12,000 hours (nom.)	70 %
Lumen maintenance 2,000 hours (nom.)	90 %
Lumen maintenance 4,000 hours (nom.)	85 %
Design mean lumens	1500 lm

MASTERC colour CDM-R111 Elite

Chromaticity coordinate X (nom.)	0.434
Chromaticity coordinate Y (nom.)	0.398
Correlated Colour Temperature (Nom)	3000 K
Luminous efficacy (rated) (nom.)	46 lm/W
Colour-rendering index (min.)	87
Colour rendering index (nom.)	90
LLMF at end of nominal lifetime (nom.)	70 %
Luminous flux in 90° cone (rated)	1750 lm

Operating and Electrical

Power (Rated) (Nom)	39.1 W
Lamp current (EM) (nom.)	0.440 A
Re-ignition time (min.) (max.)	15 min
Warm-up time to 60% light (nom.)	120 s
Ignition time (max.)	30 s
Voltage (Max)	97 V
Voltage (Min)	81 V
Voltage (Nom)	89 V

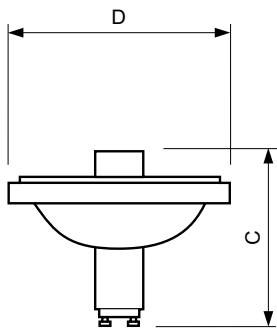
Controls and Dimming

Dimmable	No
Run-up time 90% (max.)	3 min

Mechanical and Housing

Lamp Finish	Reflector
-------------	-----------

Dimensional drawing



CDM-R111 Elite 35W/930 40D

Bulb shape	R111 [R 111mm]
------------	-----------------

Approval and Application

Energy Efficiency Class	G
Mercury (Hg) content (max.)	4.7 mg
Mercury (Hg) content (nom.)	4.7 mg
Energy consumption kWh/1,000 hours	40 kWh
	473281

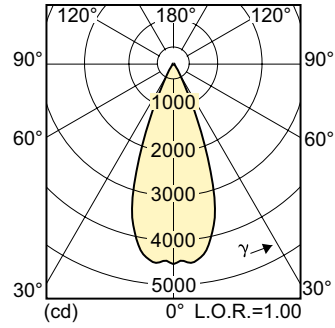
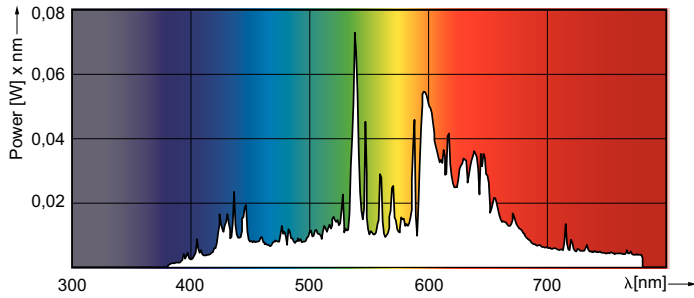
Product Data

Full product code	871829168952200
Order product name	MASTERC colour CDM-R111 Elite CDM-R111 Elite 35W/930 GX8.5 40D
EAN/UPC – product	8718291689522
Order code	68952200
Local order code	35CDMER11193040
SAP numerator – quantity per pack	1
Numerator – packs per outer box	6
SAP material	928195505330
SAP net weight (piece)	96.000 g
ILCOS code	MRS/UB-35/930-H-GX8.5-111/88/40

Product	D (max)	C (max)
MASTERC colour CDM-R111 Elite CDM-R111 Elite 35W/930 GX8.5 40D	111 mm	95 mm

MASTERCoulour CDM-R111 Elite

Photometric data



LDPO_CDMR111E_0001-Spectral power distribution Colour

LDLD_CDMR111E_0003-Light distribution diagram

