



OptiSpace

BCB500 LED56-4S/740 ANB14 II S DGR

OPTISPACE BOLLARD - LED module 5600 lm - 740 neutral white - Power supply unit with DALI interface - Safety class II - Symmetrical - Black

OptiSpace is a creative bollard solution which enables you to build a more attractive, citizen-centric inner-city space by avoiding verticalisation of the urban landscape. OptiSpace delivers all this and more while delivering an attractive TCO for your investment. Enabled by the different control options, you can reduce energy consumption and minimise TCO further. And thanks to the excellent and optimised light distribution options, you can maximise spacing between the bollards, thereby minimising the number of light points needed to be installed. To support different design schemes, OptiSpace is also available in different colours: Philips Ultra Dark Grey is the standard colour and other colours are available on request.

Product data

General Information			
Lamp family code	LED56 [LED module 5600 lm]	Flammability mark	F [For mounting on normally flammable surfaces]
Light source colour	740 neutral white	CE mark	CE mark
Light source replaceable	Yes	ENEC mark	ENEC mark
Number of gear units	1 unit	Warranty period	5 years
Driver/power unit/transformer	PSD [Power supply unit with DALI interface]	Optic type outdoor	Symmetrical
Driver included	Yes	Remarks	* At extreme ambient temperatures the luminaire might automatically dim down to protect components
Optical cover/lens type	PCC [Polycarbonate bowl/cover clear]	Constant light output	No
Luminaire light beam spread	177°	Number of products on MCB (16 A type B)	20
Connection	-	EU RoHS compliant	Yes
Cable	Cable 1.5 m without plug (C1K5)	Light source engine type	LED
Protection class IEC	Safety class II		

Product family code	BCB500 [OPTISPACE BOLLARD]
Light Technical	
Upward light output ratio	0
Standard tilt angle post-top	-
Standard tilt angle side entry	0°
Operating and Electrical	
Input Voltage	220-240 V
Input frequency	50 to 60 Hz
Inrush current	22 A
Inrush time	0.29 ms
Power factor (min.)	0.98
Controls and Dimming	
Dimmable	No
Mechanical and Housing	
Housing material	Aluminium die-cast
Reflector material	Aluminium
Optic material	Polymethyl methacrylate
Optical cover/lens material	Polycarbonate
Fixation material	Steel
Mounting device	Baseplate
Optical cover/lens shape	Cylinder/cylindrical
Optical cover/lens finish	Clear
Overall length	270 mm
Overall width	270 mm
Overall height	848 mm
Overall diameter	168 mm
Effective projected area	0.172 m ²
Colour	Black
Dimensions (height x width x depth)	848 x 270 x 270 mm (33.4 x 10.6 x 10.6 in)

Approval and Application

Ingress protection code	IP66 [Dust penetration-protected, jet-proof]
Mech. impact protection code	IK10 [20 J vandal-resistant]
Surge protection (common/differential)	Luminaire surge protection level up to 6 kV differential mode and 6 kV common mode

Initial Performance (IEC Compliant)

Initial luminous flux (system flux)	4900 lm
Luminous flux tolerance	+/-7%
Initial LED luminaire efficacy	173 lm/W
Init. Corr. Colour Temperature	4000 K
Init. Colour rendering index	>70
Initial chromaticity	(0,3818; 0,3796) SDCM<3
Initial input power	37.2 W
Power consumption tolerance	+/-10%
Init. colour rendering index tolerance	+/-2

Application Conditions

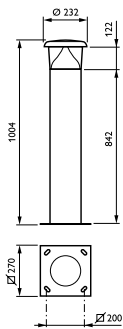
Ambient temperature range	-40 to +50 °C
---------------------------	---------------

Product Data

Full product code	871869948119300
Order product name	BCB500 LED56-4S/740 ANB14 II S DGR
EAN/UPC – product	8718699481193
Order code	48119300
SAP numerator – quantity per pack	1
Numerator – packs per outer box	1
SAP material	912300024102
SAP net weight (piece)	16.000 kg



Dimensional drawing



BCB500 LED56-4S/740 ANB14 II S DGR

BCB500 LED56-4S/740 ANB14 II S DGR

Dimensional drawing

BCB500 LED56-4S/740 ANB14 II S DGR

BCB500 LED56-4S/740 ANB14 II S DGR

BCB500 LED56-4S/740 ANB14 II S DGR

BCB500 LED56-4S/740 ANB14 II S DGR

BCB500 LED56-4S/740 ANB14 II S DGR

BCB500 LED56-4S/740 ANB14 II S DGR

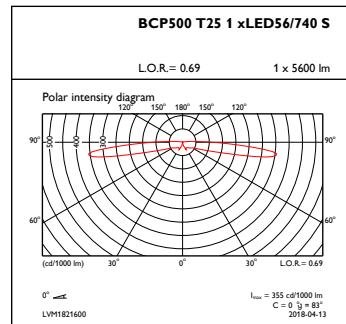
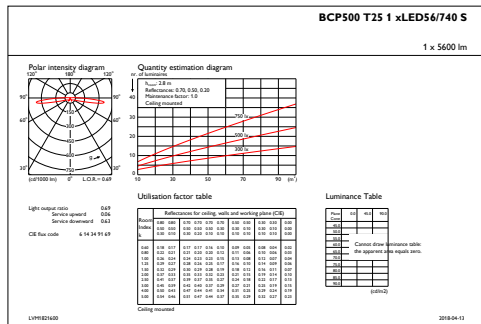
BCB500 LED56-4S/740 ANB14 II S DGR

BCB500 LED56-4S/740 ANB14 II S DGR

Dimensional drawing

BCB500 LED56-4S/740 ANB14 II S DGR

Photometric data



IFGU1_BCP500T251xLED56740S

OFPC1_BCP500T251xLED56740S

