

# Coreline Highbay

## BY120P/BY121P/BY122P

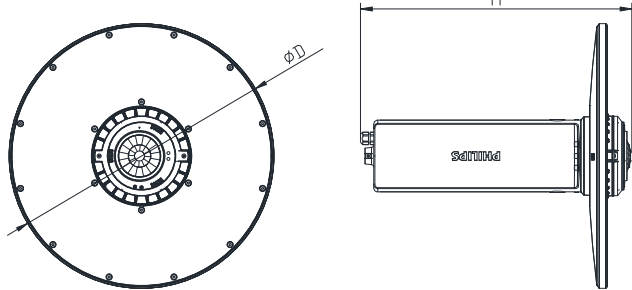
### Mounting instruction

44410008542



Type Desc	Power.(W)	Voltage/Frequency	D (mm)	H (mm)	kg	Optics
BY120P G4 LED100S/840 IAI IP65	73	220-240 V~ 50/60Hz	385	460	6	NB/WB
BY121P G4 LED200S/840 IAI IP65	145	220-240 V~ 50/60Hz	450	460	7.7	NB/WB
BY122P G4 LED250S/840 IAI IP65	183	220-240 V~ 50/60Hz	510	10	NB/WB	

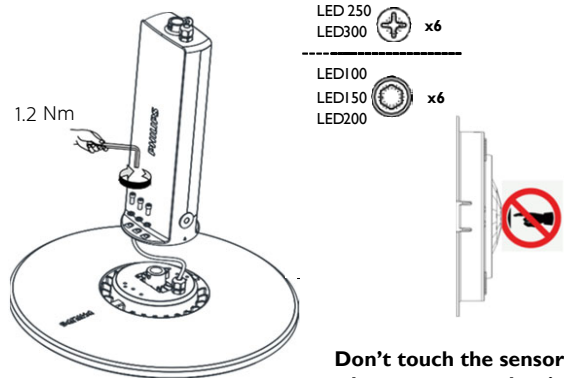
### Dimension



#### Mounting:

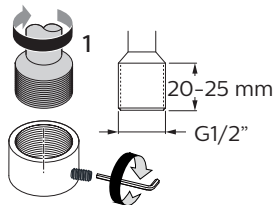
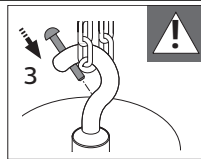
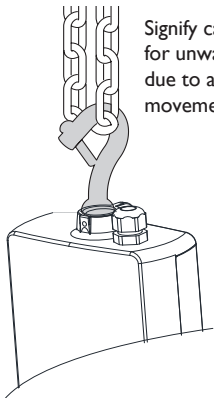
- Luminaire should be parallel to the floor, should not exceed  $< 2^\circ$
- For communication between luminaires, this would allow a luminaire to luminaire distance to be greater than 10 meters.

### Fix Driver Box

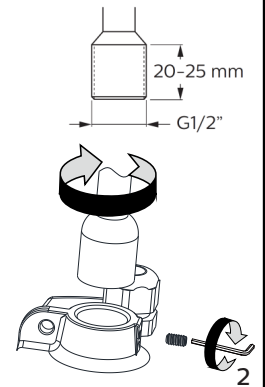
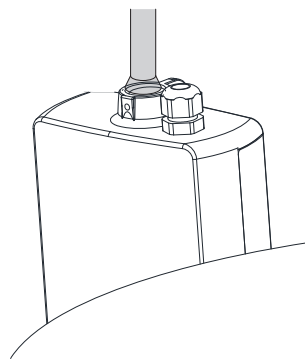


### Hook Mounting

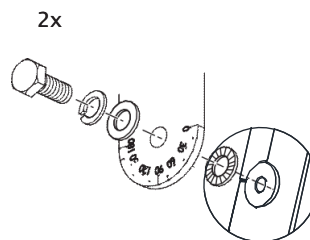
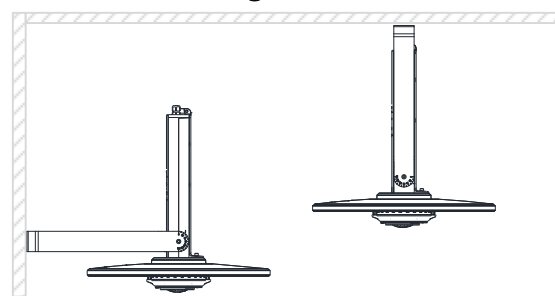
Signify cannot be held responsible for unwanted triggering of sensor, due to airflow or other luminaire movement



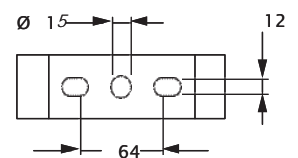
### Pipe Mounting



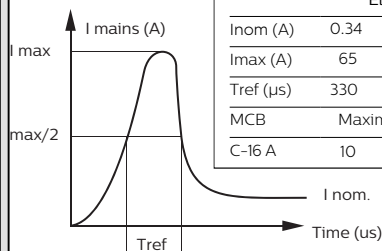
### Bracket Mounting



#### Mounting Hole

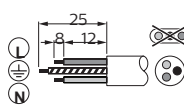
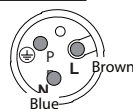


## Inrush current

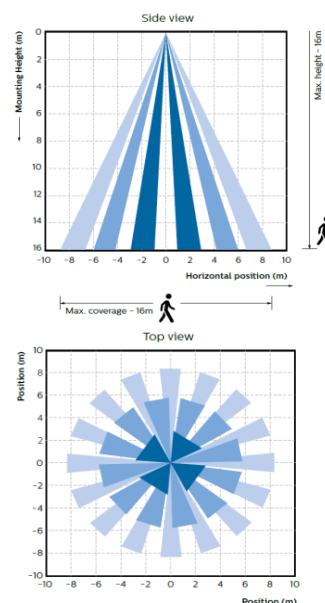
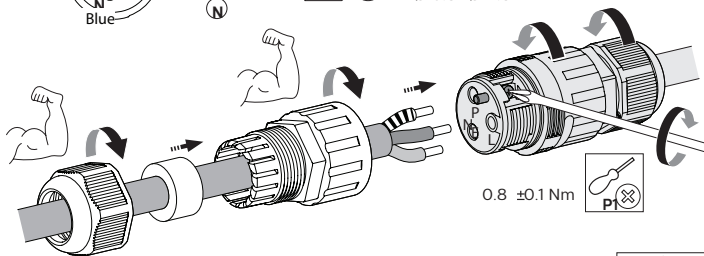


	BY120P	BY121P	BY122P
Electrical characteristics			
Inom (A)	0.34	0.67	0.85
Imax (A)	65	65	70
Tref (µs)	330	330	450
MCB	Maximum number of luminaires		
C-16 A	10	10	8

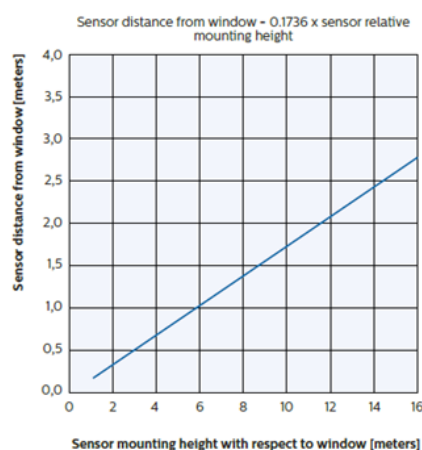
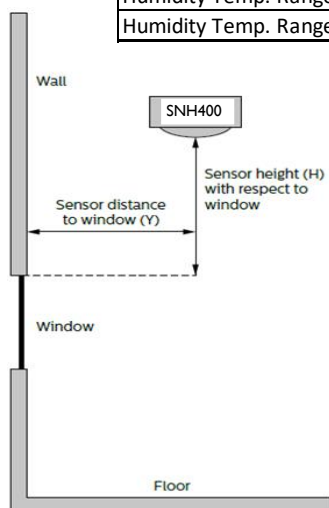
IAI



Cable: 60245IEC57 Min. 3x1,0 mm<sup>2</sup>  
Max. 3x2,5 mm<sup>2</sup>  
Ø 6.5-Ø 7.5 mm



Mounting Environment	Values			
Parameter	Min	Typ	Max	Unit
Humidity Temp. Range Operating	20		85	%
Humidity Temp. Range	10		95	%



### Disclaimer:

- In these plots, the white areas are blind spots and the detection is based on subject's motion. An idle subject may not continue to trigger occupancy detection once the hold time expires.
- As PIR based sensing works on temperature difference between the subject and the ground level, the occupancy detection could vary due to clothing and size of subject.

### Warning:

Place heat radiating devices outside of the monitoring cone. Avoid drafts (e.g. from ventilators or heating systems).

### Light sensor:

The light sensor measures the total amount of light with an opening angle of 10°, all calculated from normal. The following aspects should be observed during installation: Minimum distance from the window - refer below graph. Prevent light reflections from outside entering the sensor (for example sunlight reflection from a car/truck bonnet) as this will lead to incorrect light regulation. As a guideline the formula  $0.174 \times H$  can be used to calculate the minimum distance between the window and sensor whereby H is the height from the top of the window to the ceiling.

EN

### Warning

- The luminaire shall be installed by a qualified electrician and wired in accordance with the latest IEE electrical regulations or the national requirements.
- Turn power off before inspection, installation or removal.
- Before using, external earthing is must required. Earthing is also must required in its whole life.
- The Luminaire must be used within the applicable product specifications, installation instructions and environmental conditions for storage & operations according to application guidelines provided by Signify for product Warranty to be valid.
- The corrosive atmosphere or hazardous materials such as sulfur, chlorine, phthalate, etc must be avoided during the use and storage.
- The manufacturer will not take responsibility caused by improper use or self-modifications of the product.

### Power Connection

- If the external flexible cable or cord of this luminaire is damaged. It shall be exclusively replaced by the manufacturer or his service agent or a similar qualified person in order to avoid a hazard.

### Application

- For Indoor use only.
- The height between luminous surface and ground suggested be more than 5m; the height between bottom of luminaire and mounting surface must be more than 0.3m.
- Luminaire don't have any evaluation on additional protection measures to prevent luminaire from high-altitude falling and windproof structure, can't be used as flood and tunnel luminaire.
- Not suitable for use in harsh vibration and often causing vibration or swinging environment. Also, not suitable for area prone to hurricane and extreme winds.
- If customer require the luminous surface levelness < 1°, the pipe mounting method is recommended, and suggest to use gradi enter to precisely measure and adjust.

### Maintenance

- Periodic cleaning of the luminaire optical lens cover will ensure maximum optical efficiency. Luminaire shall be cleaned with a dry soft cloth only.
- The light source contained in this luminaire shall only be replaced by the manufacturer or his service agent or a similar qualified person.



This marking indicates that this product should not be disposed with other household wastes throughout the EU. To prevent possible harm to the environment or human health from uncontrolled waste disposal, recycle it responsibly to promote the sustainable reuse of material resources. To return your used device, please use the return and collection systems or contact the retailer where the product was purchased. They can take this product for environmental safe recycling.